


Fraser Valley Quilters' Guild Block of the Month – December 2025

Silver or Gold Bells


Block will finish at 12" (with seam allowance – 12 ½")



Cut:

Background fabric	Silver or Gold Bell fabric	top handle fabric
rectangles (2) 2 ½" x 10 ½"	squares (2) 2 ½" x 2 ½"	square (1) 1 ½" x 1 ½"
squares (2) 2 ½" x 2 ½"	square (1) 8 ½" X 10 ½"	
rectangle (1) 1 ½" x 12 ½"		
rectangles (2) 1 ½" x 6"		

Create the units for the block



Place a background square (2 ½" x 2 ½") to the top left of the short side of the bell fabric rectangle (8 ½" x 10 ½") and the second background square (2 ½" x 2 ½") to the right side (as shown) *** Good sides facing each other. Draw a diagonal line on each square as shown. Press towards the corners. Open up to a square again and cut off the excess triangles.

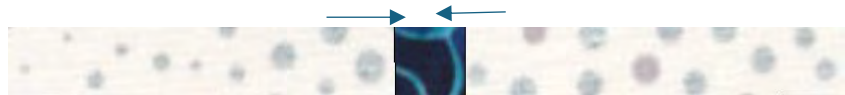


Add a bell fabric square (2 ½" x 2 ½") to left side of one background rectangle (2 ½" x 10 ½") and the other bell fabric square (2 ½") to right side of the second background rectangle (2 ½" x 10 ½") ***good sides facing each other.




Sew diagonally across the squares as shown. Press towards the corners. Open up to a square again and cut off the excess triangles.

Sew the background $1\frac{1}{2}$ " x 6" rectangles to the right and left of the handle fabric square ($1\frac{1}{2}$ " x $1\frac{1}{2}$ ")



Now, sew the units together to complete the block. Start with the 2 units to the left and to the right of the main bell unit as shown. Stitch the top unit to the bell unit and lastly sew the background rectangle $1\frac{1}{2}$ " x $12\frac{1}{2}$ ".



If your bell fabric is medium/dark, use a light background. If it is lighter, use a medium/dark background. Good contrast between the fabrics is important. Add a sequin or button for the embellishment at the bottom of the bell. Make sure it is small enough to avoid the $\frac{1}{4}$ " bottom seam.

PLEASE NOTE *** - use of a metallic type of fabric and the use of a button or a sequin embellishment is great for this holiday bell, but means that this block can **NOT** be used for the FVQG preemie program quilts.