



February Block of the Month



Finishes at 9½"



Cutting:

White: four 3½" squares, one 6" square


Purple: one 3½" square, one 6" square

Make hourglass blocks:

Place the dark square and the light square right side together.

Stitch ¼ inch from all four edges.

Cut twice diagonally. Now you have four HSTs.



Put the HSTs together in pairs with white on dark (and dark on white).

Draw a line diagonally across the centre.

Sew across twice, each time ¼ inch from each side of the line.

Cut on the diagonal line.

Press open and find four hourglasses.



Trim the hourglass blocks to exactly 3½" square. Alternating with the 3½" squares, assemble the block in three rows. Any questions or corrections, contact Cynthia: 604-538-8163 or waiz@shaw.ca