
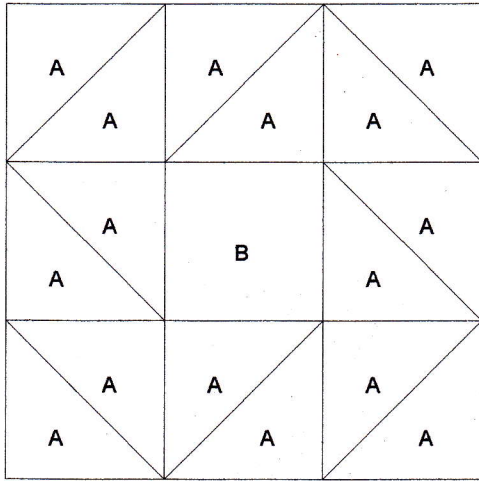

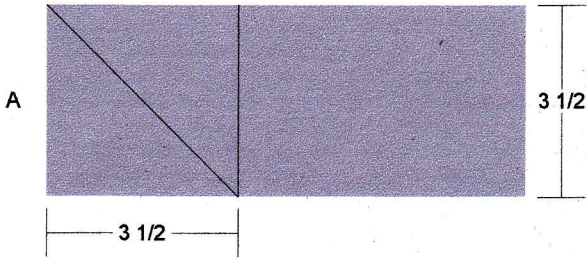



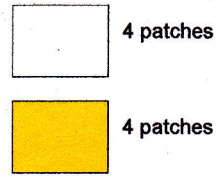
Ribbon Quilt
 Pattern for 8.00x8.00 block
 Key Block (31/100 actual size)



Cutting Diagrams



Patch Count



The blocks are 8" finished or 8 ½" unfinished. The "A" pieces in the block are cut from a 3 ½" strip which are then cut into 3 ½" squares & divided diagonally. You will need 4 light colored squares, 4 yellow squares, & eight blue squares. The yellow square in the middle is cut from a 3 1/8" strip & then you cut a 3 1/8" square.

The easiest way to sew this block is to sew the triangles together as shown in the picture, then sew the top row together, the next row & the bottom row. You the sew top to middle & middle to bottom.

You do not need to use blue, yellow & white. This is for the sample. Don't forget we are trying to use bright Kaffe Fassett like fabrics. Let your imagination go crazy & have fun with it.