

FVQG June 2007 Block of the Month

Summer Spinner

8" X 8" Finished Block - 8½ X 8½ unfinished

Fabric Requirements:

You will need six fabrics.

4 light pastel fabrics - A,B,C,D

1 dark fabric for back of pinwheel - E

1 tone-on-tone light beige background fabric - F

Step #1: Create 4 - 2½" drunkard path blocks - each with the same dark fabric for back of pinwheel (2½" Square) colour (E) and one each of your four light pastel fabrics (A, B, C, & D) for the ¼ circle of your drunkard path. I found that hand appliquéing the arc block onto the square was the simplest for me since the arch uses up most of the background block.


Step #2: Create 4 Half-Quarter-Square Triangle Blocks - one each with the 4 pastel fabrics (A, B, C, & D) and the same light beige background fabric (F). You can use your own method of construction for this block. The unfinished size required is 2½" x 2½" Square.

Step #3: Cut 4 - 2½" X 4½" background beige rectangles.

Step #4: Join each drunkard's path block with the same colour half square triangle to form a propeller shape. See diagram #1

Step #5: Join each propeller shape block with one 2½" X 4½" background beige rectangle as indicated in diagram #2.

You should now have 4 - 4½" square blocks - each with a different propeller blade colour but all with the same colour (E) background behind your ¼ circle drunkard's path block.



Layout Diagram

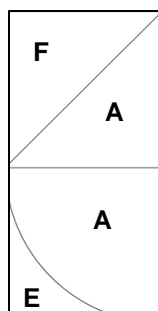
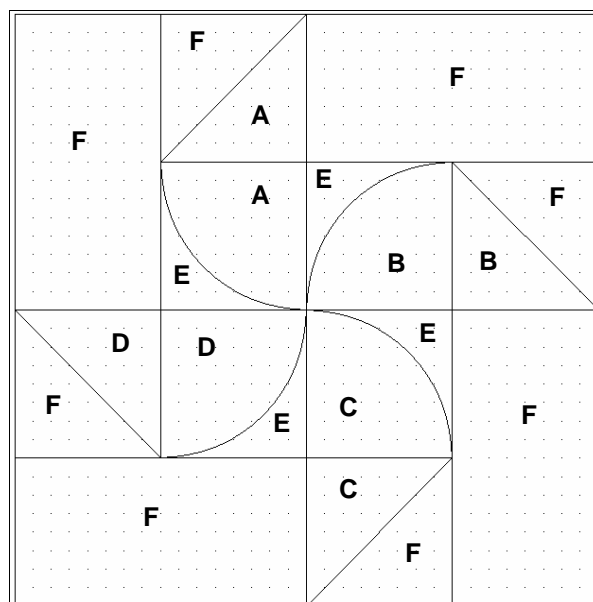


Diagram #1

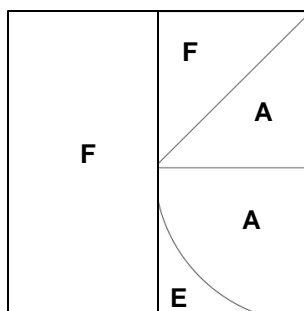


Diagram #2

Step #6: Assemble the 4 - 4½" squares to create the finished block using the layout diagram at the top of the page.

Questions:
lindaroth@telus.net

Annual Summer Challenge

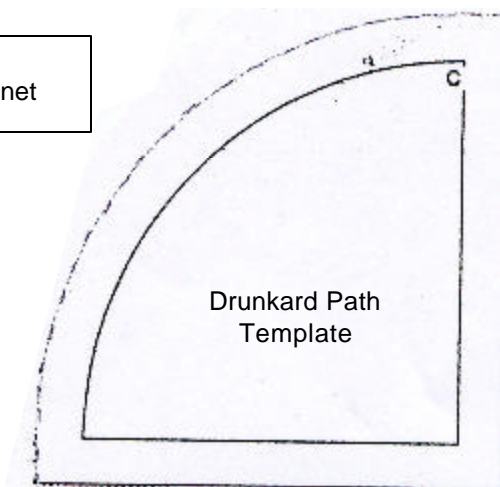
Create a project using at least one of this year's Block of the Month (Sept 06 - June 07) patterns and bring the finished project to the September Guild meetings.

Show and Tell your project and enter your name to win a prize!

May BOM Winners:

Day Meeting: Joan Hebden - 28 Blocks

Evening Meeting: Eileen Carr - 4 Blocks



Drunkard Path
Template