


April 2000 Block

"Indian Hatchet"

10 ½" block

(11 " unfinished)




Instructions

- A Enough strips 3 1/2" long in varied colours and fabrics ranging in width from 1" to 2"
- B Four 2 7/8" squares of various fabrics cut in half diagonally
- C Four 4 1/8" squares of muslin cut in half diagonally

This block consists of 4 units.

Piece 5-6 strips to make a rectangle 5 inches by 3 3/8 inches.

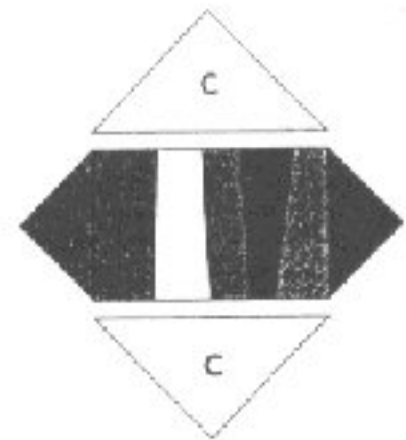
Make 4.



Sew B triangles to each end of the unit, making sure you centre them properly. Press seams away from the triangles.



Then sew C triangles to opposite sides of the unit. Press seam towards triangle.



Join as shown in diagram.

