


October 2001
Block

"Pumpkin Harvest
Block"

6" x 6" block
(6½" unfinished)



[Click here for full-size pattern.](#)

FABRICS:

Background:

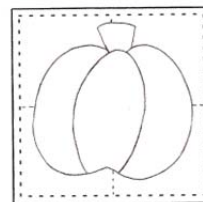
- 4 different 3½" squares cut from a variety of medium and dark blue fabrics.

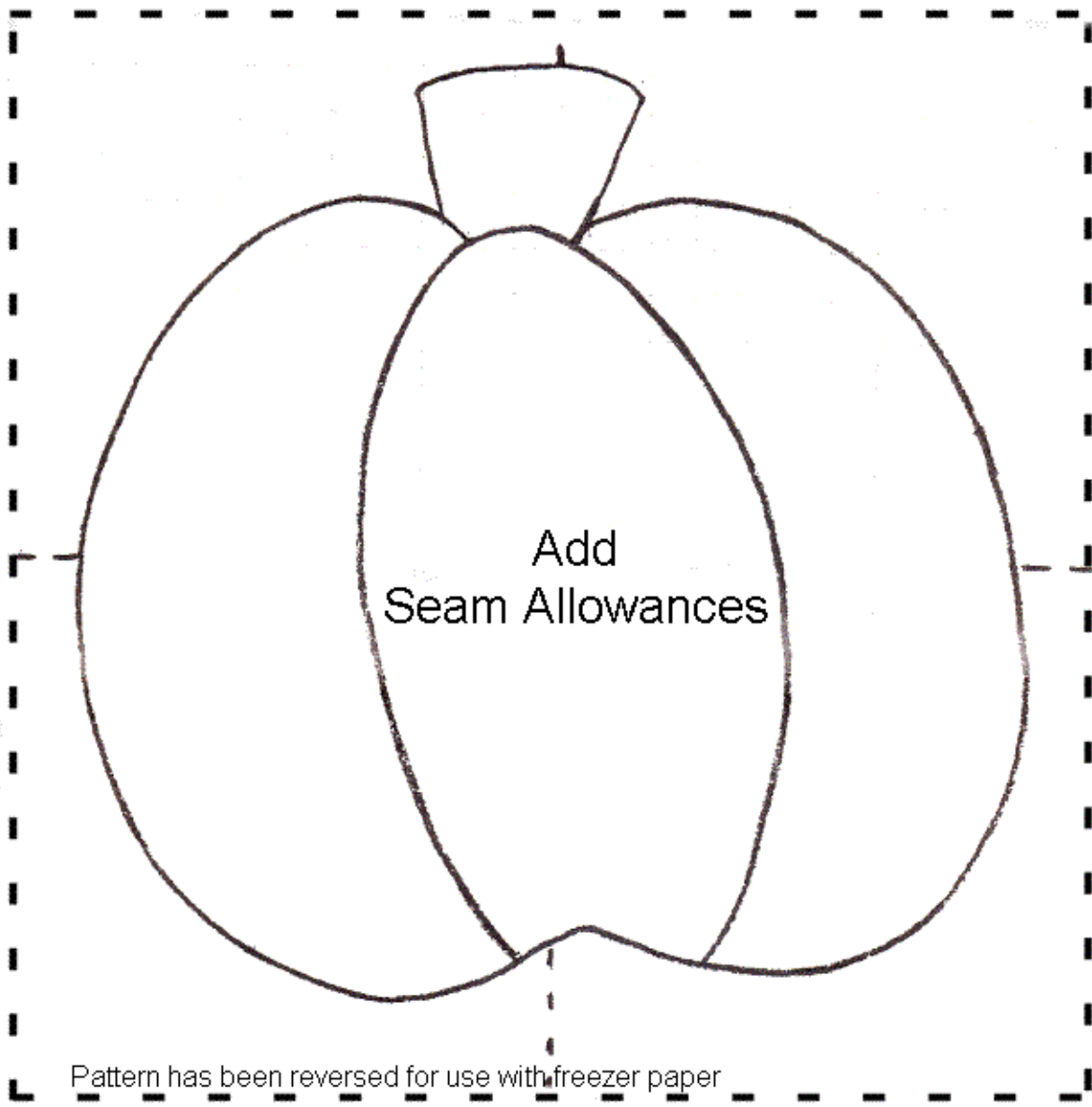
Pumpkin and Stem:

- pumpkin inspired colours

Construction:

1. Sew the background squares in a 4-patch formation.
2. Trace templates for pumpkin, adding seam allowances (some seam allowances will act as underlays where pieces overlap).
3. Applique by hand using desired method. NO IRON METHODS, PLEASE





Add
Seam Allowances

Pattern has been reversed for use with freezer paper